



Components & doors come securely packed in boxes. Assembly instructions are in the hardware box.  
(screws for installation of kitchen not included)




Cabinets made from Moisture resistant board with solid 16.5mm rebated backs.



Cabinet edged with 1mm PVC on visible edges. Durable Dowel and confirmat screw construction




Doors and Drawer fronts also Moisture Resistant board - Min 16.5mm thickness with 2mm PVC edging (ultra range uses 1mm Acrylic edging)  
- Quality steel sided drawer slide



Clip on soft close door hinges and mounts.  
All shelves are height adjustable except fixed shelves



Cabinets sit on adjustable legs to make installation and leveling simple



Market leading choice of fashionable Melamine colours, including Woodgrain colours and ultra range of colours.



Accessories included with selected cabinets, bin draw system and cutlery trays



**B  
U  
I  
L  
T  
O  
L  
A  
S  
T**



## Introduction

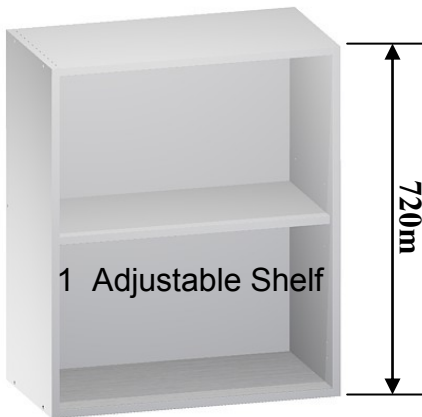


### GENERAL DETAILS

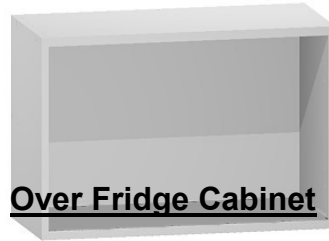
- Floor (Base) cabinets are 578mm deep (including the door or drawer front)
- Wall cabinets are 333mm deep (including doors)
- Tall (Pantry) cabinets are 608 mm deep (including doors). Tall Panels are 610mm deep to allow for benchtop overlap and adjustments
- When planning allow 150mm for feet/toekick height underneath Floor and Tall cabinets . The ordering system deducts this 150mm. The cabinet gallery includes door thickness in depth and feet in height.
- Oven/microwave tower is 608mm depth. This cabinet includes 2 tall coloured end panels. The width including the end panels is 633mm. Height including end panels and feet is 2086mm
- Corner Pantry cabinets require end panels to each side even if it is next to a pantry cabinet
- Wine rack is fully coloured and can be used as a wall or base cabinet. Feet are not required
- The Blind corner cabinet comes with extended panel designed to butt up against the wall
- Cabinets are made from moisture resistant white gloss melamine board with 1mm pvc edging.
- Doors, Drawer fronts, and panels in the UDUIT Colours and UDUIT Woodgrain ranges are made from Moisture resistant 16.5mm coloured melamine board with 2mm PVC edging.
- **Ultra Range** acrylic Gloss door and panel range is made via laminating **Ultra Range** on to E1 grade 16.5mm board..Finish on the reverse side is White.  
Selected panels are laminated both sides in **Ultra**. Edging is matched **ultra Range** approx 1mm thickness

Cabinets and shelving - made from moisture resistant white gloss melamine board with 1mm pvc edging

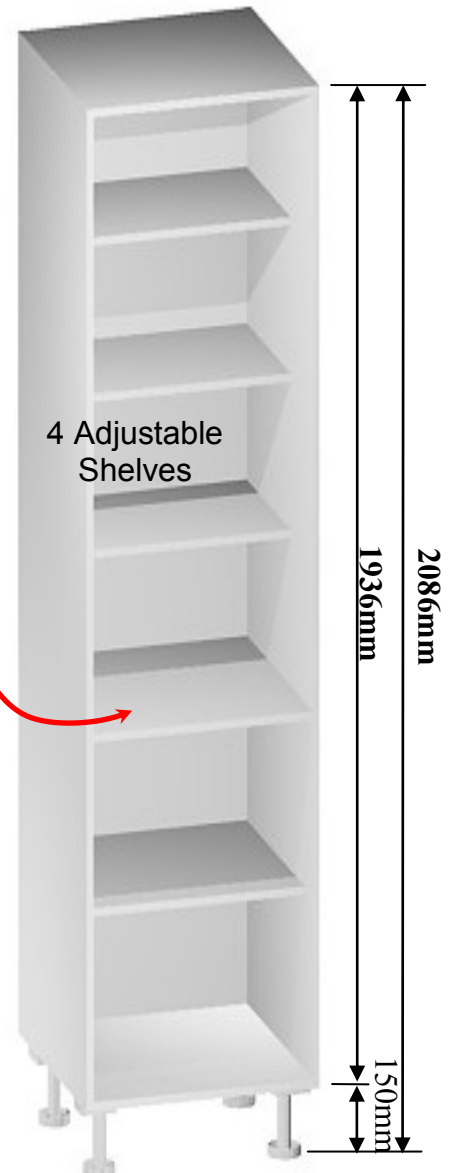
**Wall Cabinets**



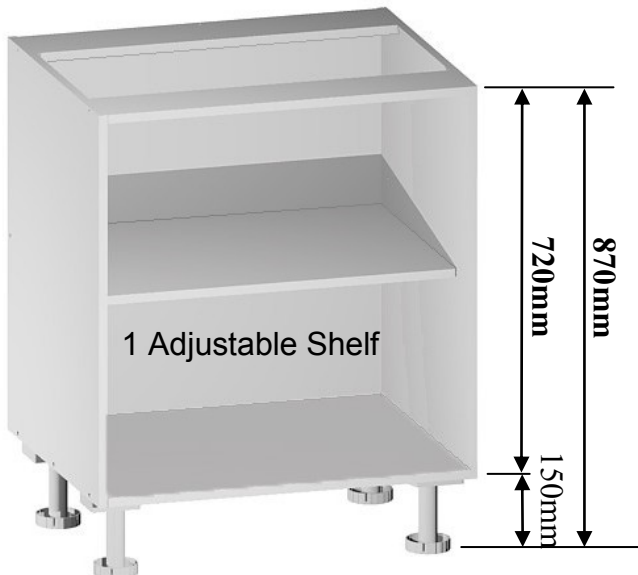
**Over Fridge Cabinet**



**Pantry Cabinets**



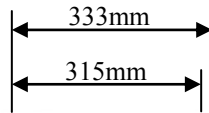
**Floor Cabinets**



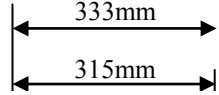
**HEIGHT** When planning your kitchen, on Floor Base and pantry cabinets, always allow for the cabinet height + 150mm for the feet/toekick. Height with and without feet is detailed for you in the product descriptions. The height listed on quotes and orders does not include 150mm for the feet.

## Side view shown

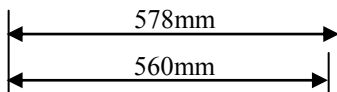

Wall Cabinets



Over fridge



Tall cabinets



Base Cabinets

When planning  
your kitchen allow  
for the depth of  
cabinets + doors

Door thickness  
can vary. Allow  
18mm total for the  
Door (16.5mm)  
plus the gap  
(1.5mm) between  
the cabinet and  
door

### **Door Range/Design thickness.**

UDUIT Essentials Colours and UDUIT Woodgrain are 16.5mm  
**ultra** colours are 17-19mm. Please check and ask before placing order

For any questions regarding this please contact [sales@udit.co.nz](mailto:sales@udit.co.nz)

